

CHESAPEAKE CHILD DEVELOPMENT CENTER



West elevation looking northeast.



West elevation main entry.



West elevation main entry at dusk.



West elevation main entry at dusk.

Client: Chesapeake Energy Corporation
Completion: May 2011
Scope: 60,000 sq. ft.
Cost: Withheld at Owner's Request
Awards: Citation Award, AIA Oklahoma;
American Architecture Award, Chicago
Atheaneum; Interior Design "Best of
Year" in Education Category

Project Goals:

The client's instructions were simple and clear - create a center for inspired early childhood learning and development for the kids of Chesapeake employees. In typical Chesapeake fashion, they wanted it to be the best - a safe place where parents and guardians could come any time to spend time with their kids and be part of their lives while at work. We set out to design the model childhood development center in the country, spending over a year doing a great deal of research. What Chesapeake has today is a fantastic center where kids are prepared for the next stages of education and parents and guardians are actively involved in all that goes on with the kids. To Chesapeake's credit we had the opportunity to introduce art and architecture to children at an early age. For us, the architecture has been considered as a part of the learning experience.

Program Requirements:

- Our plan shows 24 universal classrooms
- We have 3 offices, 2 workstations, work room and 2 conference rooms
- We have a commercial kitchen and service area
- Our safe room/playroom is 3000 sq. ft.
- We have 3 sick rooms with a private entrance.
- Two lactation rooms
- Each classroom has direct access to an outdoor play area and a large interior corridor for rainy days. Our outdoor space exceeds the requirement

Architectural Concept:

- Presented on my knees to illustrate scale.
- Universal room
- Neighborhood school
- Kid scale, color, discovery
- My favorite detail is the small round skylights that spray circles of light on the walls and floor.


Exterior Concept

- To create a visually exciting and fun place where kids want to be.
- To create a kinetic "sculpture" for the East Campus.
- To create a great kid place.

CHESAPEAKE CHILD DEVELOPMENT CENTER



West elevation main entry with glass ramp enclosure.




Main entry detail with colored glass and sculptural blocks.



Main entry detail of canopy.



North elevation of east section with courtyard on right. Notice colored mechanical enclosures on roof.



Main entry sculptural blocks and signage.

CHESAPEAKE CHILD DEVELOPMENT CENTER



North elevation with east section and west section.



North elevation behind construction fence and temporary children's vegetable garden in the foreground.



North elevation of east section from adjacent construction site.




North elevation of east section from adjacent construction site.



Detail of south elevation/east section showing colored mechanical enclosures.

CHESAPEAKE CHILD DEVELOPMENT CENTER



South elevation mechanical enclosure detail.



Delivery area on Southeast corner of building looking west.



East elevation looking west with yellow dumpster enclosure and delivery area.



East elevation with main entry.



East elevation with main entry and children's play area.




Main entry on east.

CHESAPEAKE CHILD DEVELOPMENT CENTER



West elevation inside north courtyard looking east.




South play area.




Detailed view from south courtyard looking east.



North courtyard looking south towards ramp enclosure with circular windows.



North courtyard looking south towards ramp enclosure with circular windows.




North courtyard looking south towards ramp enclosure with circular windows.

CHESAPEAKE CHILD DEVELOPMENT CENTER




Detail of ramp enclosure and circular windows.



Detail of ramp enclosure from north courtyard looking east.



North elevation walkway looking west.



North elevation walkway looking east.



West elevation of north courtyard looking southwest.


CHESAPEAKE CHILD DEVELOPMENT CENTER



North courtyard detail looking west.



South courtyard looking west towards west classroom section.



North courtyard looking south along ramp.



Outdoor play area adjacent to courtyard.



East playground detail.

CHESAPEAKE CHILD DEVELOPMENT CENTER




East elevation and east playground looking south.



North courtyard playground.



South courtyard playground.



Wall detail at south courtyard playground.



Kid's Climber in south courtyard.


CHESAPEAKE CHILD DEVELOPMENT CENTER



Main entry lobby with secure entry doors 1 and 2.



Main entry lobby with electronic check-in.




Main entry lobby adjacent to conference room.

CHESAPEAKE CHILD DEVELOPMENT CENTER




East entry.



Red classroom corridor with kids' art and classroom graphic.



Red classroom corridor with kids' art and classroom graphic. Notice "Good Bye" bench and shoe storage.




View from classroom through picture window to adjacent corridor.

CHESAPEAKE CHILD DEVELOPMENT CENTER



One of three lactation rooms



Main ramp to classroom.



Ramp to classrooms with round windows looking into courtyard.



Ramp detail.



Round window view into courtyard. Windows are at children's height.

CHESAPEAKE CHILD DEVELOPMENT CENTER




Classroom ramp looking west. Notice reflections from Solatube skylights above. These reflections change during the day.



Classroom ramp looking west. Notice reflections from Solatube skylights above. These reflections change during the day.



Ramp view and stair to lower level.




Ramp detail with glass guardrail.

CHESAPEAKE CHILD DEVELOPMENT CENTER




Skylight reflections on ramp corridor with round window for view to courtyard.



Stair to lower level.




Pumpkin orange classroom corridor.



Pumpkin orange classroom corridor entry.


CHESAPEAKE CHILD DEVELOPMENT CENTER



Pumpkin orange classroom corridor with classroom entries.




Pumpkin orange classroom corridor entry detail.



Pumpkin orange classroom corridor entry.




Pumpkin orange classroom corridor looking towards yellow ramp.




Pumpkin orange/yellow ramp intersection with skylight reflection.


CHESAPEAKE CHILD DEVELOPMENT CENTER



Grass Green classroom corridor entry.




Grass Green classroom corridor with street marking and kids' art.



Universal classroom with ceiling ribbons that move with the mechanical air flow. Note doorway to outdoor play area.



Classroom ceiling ribbon detail.




Example of custom classroom loft and ceiling ribbons.

CHESAPEAKE CHILD DEVELOPMENT CENTER



Sky blue classroom corridor with kids' art, street marking and classroom graphics.



Sky blue classroom corridor view towards common entry.




Blue ceiling ribbons with movement.

CHESAPEAKE CHILD DEVELOPMENT CENTER



Children's clinic lobby.



Children's clinic holding room.



Children's clinic holding room with access door to classroom ramp. Notice cloud photos throughout.