

C H E S A P E A K E N O R T H P A V I L I O N



North elevation showing white glass skin, exposed columns, extended roof and sun shade perimeter



West elevation showing the white glass skin, clerestory windows, food service counter and parking structure stair enclosure on the right. In the foreground is the entry drive for the parking garage.



Partial west elevation showing the open perimeter roof edge, food service area, and parking structure stair tower.



View from the north looking southwest showing the clerestory window, freestanding column and Brise Soleil.

Client: Chesapeake Energy Corporation
Completion: May 2013
Scope: Roof area = 3,775 sq. ft.
Enclosed space = 952 sq. ft.
Cost: Withheld per Owner's Request
Awards: 2014 International Architecture Award, Chicago Athenaeum; 2014 American Architecture Award, Chicago Athenaeum

Key Points:

1. The North Pavilion architecture is a **modern insertion** into the Chesapeake West campus. The color **white** and the **proportions** of the Golden Section **connect** the modified Georgian Architecture and the modern pavilion together.
2. The North Pavilion is adjacent to the sports field which covers a 2½ level underground parking structure. The vocabulary of the parking structure stair towers is intended to be architecturally **"connected."**
3. Provide food service and toilet **facilities** adjacent to the Central Park Sports Field.
4. Provide **shade** and **respite** for people working out in and around the Central Park Sports Field.
5. Integrated **lighting** dramatizes the architectural forms and provides a safe haven for early or late athletes.




View looking north from sports field toward the pavilion and the parking structure stair enclosure. On the right is an earthen stage used for events. Below the sports field surface is a 2 1/2 story parking structure. The North Pavilion is used for warm-up, toilets, and refreshments.

C H E S A P E A K E N O R T H P A V I L I O N



Northwest corner of the structure showing white glass skin, clerestory windows, exposed steel columns and sunshade roof. The parking structure stair enclosure is beyond



View from the north looking south showing the clerestory window, freestanding column and Brise Soleil.



View from the north looking south showing the clerestory window, freestanding column and Brise Soleil.



View from the northeast corner looking south showing the clerestory window, freestanding column and Brise Soleil.



The northwest corner detail looking south with white glass skin, clerestory windows and sun shade roof. The parking structure stair tower is visible beyond.



Northeast corner looking southeast showing clerestory glass freestanding column and Brise Soleil. This view puts the pavilion project in context with the existing campus.



Sun shade roof juxtaposed with the existing Modified Georgian buildings. The golden section proportions and white color tie the two architectural vocabularies together.



View from the east looking west under the pavilion roof with the parking structure stair enclosure on the left.



Detail of southeast corner of the pavilion showing the freestanding water fountain as a sculptural element. Details make the architecture.




The water fountain is given as much attention as the steel detailing of the pavilion. The building slab is polished concrete and floats above the landscape surface.


C H E S A P E A K E N O R T H P A V I L I O N



LED portal entry onto the pavilion deck crossing a perforated steel ramp. Toilet facilities are housed in the space to the right, and food preparation is provided with the open kitchen.



Detail view looking northeast showing the exposed columns and LED portal entry.



View looking north under the pavilion roof towards the glass covered enclosure. The entry portal is visible on the right, as well as the view to the adjacent campus.



View from the east looking west showing freestanding column outdoor seating, and exhaust hood in the background.




View looking southwest underneath the pavilion roof. The LED portal light is visible in the foreground.


C H E S A P E A K E N O R T H P A V I L I O N



A panoramic view looking south to the sports field; the food service counter is on the right. The parking structure stair tower is also on the right, and the original campus building is in the background.



View from the south looking north under the pavilion roof showing clerestory glass and backlit white glass serving counter on the left. Note the freestanding beam over the counter. It is both a downlight and an uplight.



An under roof view looking west towards food service counter. The pavilion is often used without furniture for social events.



Men's toilet looking west illustrating the attention to detail, clerestory lighting and indirect lighting. The floor is white terrazzo. The walls are white tile.



A view of the under roof deck looking toward the mechanical room door. The food service counter is on the left with the LED beam light spanning the internally lit counter. The stainless pedestal next to the door is for security card access.



Dusk view looking west illustrating the lighting concept. LED ground lights, linear beam lighting, the counterface light and the clerestory windows combine to provide dramatic lighting.



A view of the food service counter, LED beam light, beer tap and exhaust hood are detailed beautifully. The lighting creates amazing reflections, forms shadows, and glowing surfaces.

C H E S A P E A K E N O R T H P A V I L I O N



Detail view of the pavilion and the parking structure stair tower looking east at dusk. The colored lighting in the stair tower acts as wayfinding.



Dusk view looking south with clerestory lighting.


C H E S A P E A K E N O R T H P A V I L I O N



Partial view of the pavilion and the parking structure stair tower looking east at dusk. The colored lighting in the stair tower acts as wayfinding.



A view showing the relationship between the new pavilion and the adjacent subterranean parking structure.



Dusk view looking south with clerestory lighting and reflected red light in the white glass skin.