


Partial west elevation with new sun screen



Partial west elevation at dusk



Partial south elevation

Client: Chesapeake Energy Corporation
Completion: June 2009
Scope: 11,040 s.f. (Includes lobby)
Cost: Withheld at Owner's Request
Awards: Chicago Athenaeum, International Architecture Award; Interior Design, "Best of Year" Merit Award; Chicago Athenaeum, American Architecture Award; AIA, Central States Region, Honor Award; AIA Oklahoma, Honor Award

Description:

- Table service with waiter.
- "Spa" menu due to majority of women at 1 Grand & 2 Grand. Healthy & light food.
- Encourage/lure diners from campus with table service.
- Complimentary/different food and atmosphere from campus.
- Exhibition kitchen.
- To go "window"


Program Requirements:

- Main building entry on North.
- Dining room entry past the elevator core and down ramp.
- Lower existing entry 2'-6" +/- to get 10'-6" ceiling height.
- Main dining table and chair seating for 112. "Lunch Bar" dining and booth seats 67. Outdoor tables for 44.
- Building lobby becomes part of restaurant finishes.


Architectural Concept:

- A. Key points - existing Chesapeake restaurants
- Wildcat = Stone, warm, rustic surfaces, home cooking
 - Conservatory = Light, airy, glass, garden room, along creek
 - "FUEL" = Colorful, high energy, "kitchen as art" concept, Mediterranean food
- B. What would be the next "move"
- It should respond to the potential customers served and available space.
 - This concept will introduce an organic, natural, and inviting atmosphere using wood. It will have a warm glow and a few surprises mixed in.
 - The goal is to "shape the light" and fill the space with natural sunlight, shade and shadow. There will be texture.
 - The wood could be Oklahoma Pecan or recycled.
 - Casual, elegant and comfortable, "spa" food.
- C. The Exterior
- Add human scale at the ground level and detail to the "concrete box" make the building more inviting and interesting. Make it glow.
 - The sun screens filter light.
 - Give the building new character.


E L E M E N T S A T C H K



Southwest corner of existing building with new sun screen




South elevation of existing building with new sun screen looking west



Partial west elevation with new sun screen




North elevation with new entry pavilion



New south sun screen detail looking west


E L E M E N T S A T C H K



North entry pavilion at dusk




New south sun screen detail




North elevation of existing building with new entry pavilion looking west


E L E M E N T S A T C H K




South outdoor patio inside new sun screen



West courtyard inside sun screen




New south sun screen detail




New south sun screen detail

E L E M E N T S A T C H K



New south sun screen detail



West courtyard inside sun screen



New south sun screen detail




North entry pavilion detail


E L E M E N T S A T C H K



North entry pavilion detail




North entry pavilion detail




North entry pavilion detail

E L E M E N T S A T C H K




Cashier counter on south end of food area.



Main building lobby and reception desk with kitchen glass wall beyond



Main building lobby and restaurant lobby with touch-screen ordering




North food serving counter



West food preparation and serving area


E L E M E N T S A T C H K




North food serving counter and touch screen ordering plasma TVs beyond




North food serving counter



Main dining room looking south



Main dining room looking west




Main dining room, west side, looking south


E L E M E N T S A T C H K



East ramp entry to main dining room




Fiber optic lighting detail and wood detailing



Fiber optic lighting detail looking east

E L E M E N T S A T C H K



Fiber optic lighting detail looking south



Fiber optic lighting detail looking east